

Pathology and Laboratory Medicine Celebrates
National Laboratory Professionals Week

Teamwork and appreciation marked this year's celebration of National Medical Laboratory Professionals Week. Nearly 400 staff and faculty participated in a variety of department-sponsored activities including chair massages, hosted meals, and daily raffles and games to celebrate the hard work of these vital personnel.

"In the past year alone, our team of pathologists and medical laboratory professionals have made many changes to improve our health system's ability to provide excellent patient care," said Lydia P. Howell, professor and chair. "I am grateful for the teamwork that made these advances possible."

Kudos came from throughout the UCDHS system, with the hospital



pitching in to host some of the special events and prominently displaying a recognition banner, while Emergency Medicine sent a giant thank you card and fruit baskets.

"I am proud of the dedication and expertise of our laboratory professionals," Dr. Howell said. "Their focus on accuracy, efficiency and timeliness ensures each patient receives high-quality care."

Spring
2019


Lyda Antony, CLS, MLS (ASCP)^{cm},
MBA
Laboratory Director
UC Davis Department of
Pathology and Laboratory
Medicine

Director's Message

Many thanks to UCDHS administration for supporting National Medical Laboratory Professionals Week, and to our colleagues who shared their gratitude and appreciation. I especially want to thank all our laboratory professionals who always work as a team to ensure that critical diagnostic tests are processed in a timely manner, even during the recent strike. Their professionalism and dedication to quality patient care is an inspiration!



New Biofire Blood Culture ID Will Speed TATs



The UC Davis Clinical Microbiology Laboratory recently completed validation of the BioFire FilmArray Blood Culture Identification (BCID) Panel, and the rapid identification of organisms and antimicrobial resistance genes is expected to decrease turnaround time to diagnosis and allow for earlier, targeted antimicrobial therapy.

"Bloodstream infections are a leading cause of morbidity and mortality in the United States, and the timely identification of blood-borne pathogens and the selection of appropriate antimicrobial therapy can significantly improve clinical outcomes," said Anna Romanelli, PhD, Associate Professor and Microbiology Lab Director.

The time for processing will drop from 48-72 hours to merely two hours, all while

increasing specificity and sensitivity on up to 27 bacteria targets.

"Our goal with incorporating the BCID Panel is to...improve upon bloodstream infection testing and management for our patients," said Dr. Romanelli. "By providing rapid identification and enabling earlier optimization of antimicrobial therapy, we may see benefits such as shortened hospital length of stay and lower healthcare costs overall."

Prior to its implementation, the BCID Panel must be verified to confirm the new test's suitability for use within the UC Davis Health System. Following the completion of validation, the next steps include developing standard operating procedures and training personnel for use.

Spring 2019



The UC Davis Department of Pathology and Laboratory Medicine and Chair Lydia P. Howell, MD, were featured on a recent KCRA news segment.

Chair's Blog:

"Why Do you Work Here – and Why for so Long?"

<https://blog.ucdmc.ucdavis.edu/pathology-chair/>

Lab Best Practices Blog:

"Current Challenges for HER2 Immunohistochemistry Testing in Diagnostic Pathology."

Elham Kamangar, MD, Surgical Pathology Fellow
<https://blog.ucdmc.ucdavis.edu/labbestpractice/>

Case of the Month:

Alison Chan, MD, PGY-1
https://health.ucdavis.edu/pathology/education/residency_program/caseofthemonth/index.html

Welcome Newcomers to Pathology and Laboratory Medicine

Transfusion Services:



Megan Dickerson, CLS

SARC:




Alina Watson, Per Diem Phlebotomist

Quality Assurance:



Esther Karanja, CLS Specialist
Anatomic Pathology:

Chemistry:



Jeremy Wong, CLS



Briana Mitchell, Per Diem Phlebotomist




Taylor Biddulph, PA

Hematology:



Nada Sayed, CLS



Janet Branson, Per Diem Phlebotomist



Jeffrey Peirce, PA

Spring
2019



For more fun Lab Week Photos, see our UC Davis Pathology Facebook page!

<https://www.facebook.com/UCDavisPathology/>

Reminder:
Please refer to the updated UC Davis Health Smoke and Tobacco-free policy (PPM 290-10).

New Tests and Projects Underway in Pathology Labs

Molecular Diagnostics:

- As of March 2019, Molecular Diagnostics is now conducting EGFR FISH and PTEN FISH testing

Surgical Pathology:

- As of April 2019, Surgical Pathology is now conducting HSV I and HSV II IHC testing